ACEC

VERWARMING

Elektrische radiator voor dynamische akkumulatie Reeks G



DIENST NA VERKOOP

ATELIERS DE CONSTRUCTIONS ELECTRIQUES DE CHARLEROI

NAAMLOZE VENNOOTSCHAP

7 CH 1864

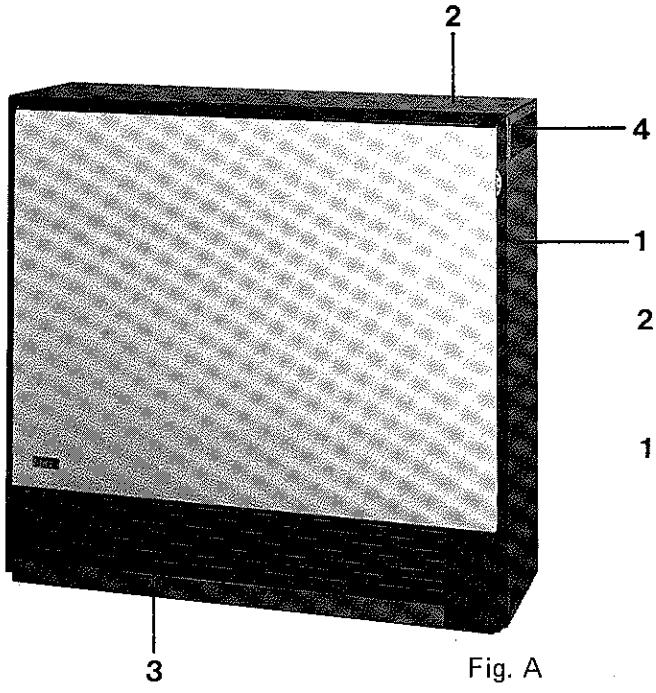

Fig. A



Fig. B

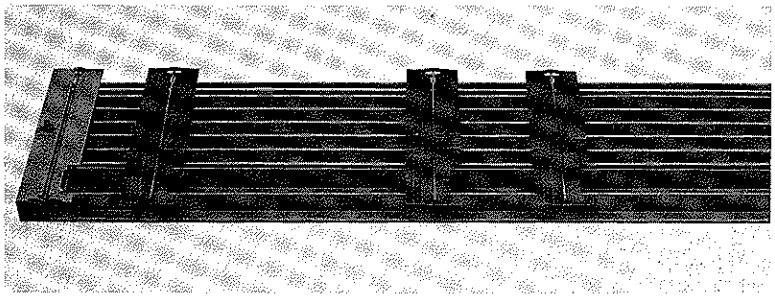

Fig. C



Fig. D



Fig. E



Fig. F

Referentie		Benaming der stukken	AANTAL PER APPARAAT									Nr SAV/CH	Nr SAT
Fig.	Index		AD 20 G	AD 30 G	AD 40 G	AD 50 G	AD 60 G	AD 75 G	AD 20 Gf	AD 30 Gf	AD 40 Gf		
A	1	Zijpaneel (met openingen)	2	2	2	2	2	2	2	2	2	39.022 39.023 39.024 39.025	9274/272/5 9274/273/8 9274/274/0 9274/275/3
A	2	Tablet	1	1	1	1	1	1	1	1	1	43.000 43.001 43.002 43.003 43.004 43.005 43.007 43.009	9274/114/4 9274/124/8 9274/126/3 9274/084/5 9274/085/8 9274/086/0 9274/088/6 9274/089/9
A	3	Rooster	1	1	1	1	1	1	1	1	1	42.032 42.033 42.034	4794/098/8 4794/099/0 4794/100/8
A	4	Stop	4	4	4	4	4	4	4	4	4	43.016	1246/057/9
B	1	Achterpaneel	1	1	1	1	1	1	1	1	1	39.026 39.027 39.028 39.029 39.030 39.031 39.032	9274/276/6 9274/277/9 9274/278/1 9274/279/4 9274/280/3 9274/281/6 9274/282/9
B	2	Afstandstuk voor muur	1	1	1	1	1	1	1	1	1	36.020 36.021 36.022 36.023	9274/283/1 9274/284/4 9274/285/7 9274/286/A
C		Voetbekleding	2	4	6	4	4	4	2	4	6	43.017	4824/121/0
D		Voorpaneel afneembaar	1	1	1	1	1	1	1	1	1	39.001 39.003 39.005 39.000 39.002 39.004 39.006	9274/287/2 9274/288/5 9274/289/8 9274/290/7 9274/291/A 9274/292/2 9274/293/5
E		Drager van kern					1	1				36.002	4580/260/1
F		Afstandhouder (inox)	4	6	8	12	12	16	6	9	12	36.000	4580/227/6
G		Afstandhouder (staak)					5	5				36.003 36.004	4580/261/4 4580/262/7
H	1	Uitgeruste klep (met bimetaal)	1	1	1	2	2	2	1	1	1	61.001	4010/004/0
H	2	Regelschroef met contramoer	1	1	1	2	2	2	1	1	1	35.014	1422/192/4
H	3	Geleider (PTFE)	1	1	1	2	2	2	1	1	1	51.004	4504/066/A
H	4	Lager (PTFE)	2	2	2	4	4	4	2	2	2	51.005	4238/025/1
J		Moto-ventilator (30 cm) Moto-ventilator (24 cm)	1	1	1	2	2	2	1	1	1	83.021 83.022	4038/040/0 4038/041/3
K	1	Turbine (30 cm) Turbine (24 cm)	1	1	1	2	2	2	1	1	1	83.017 83.020	4034/037/4 4034/038/7
K	2	Koppeling Koppeling (rond)	1	1	1	2	2	2	1	1	1	50.001 50.004	4222/019/A 4222/029/3
K	3	Asblok voor ventilator	1	1	1	2	2	2	1	1	1	51.001	4242/005/8



Fig. G

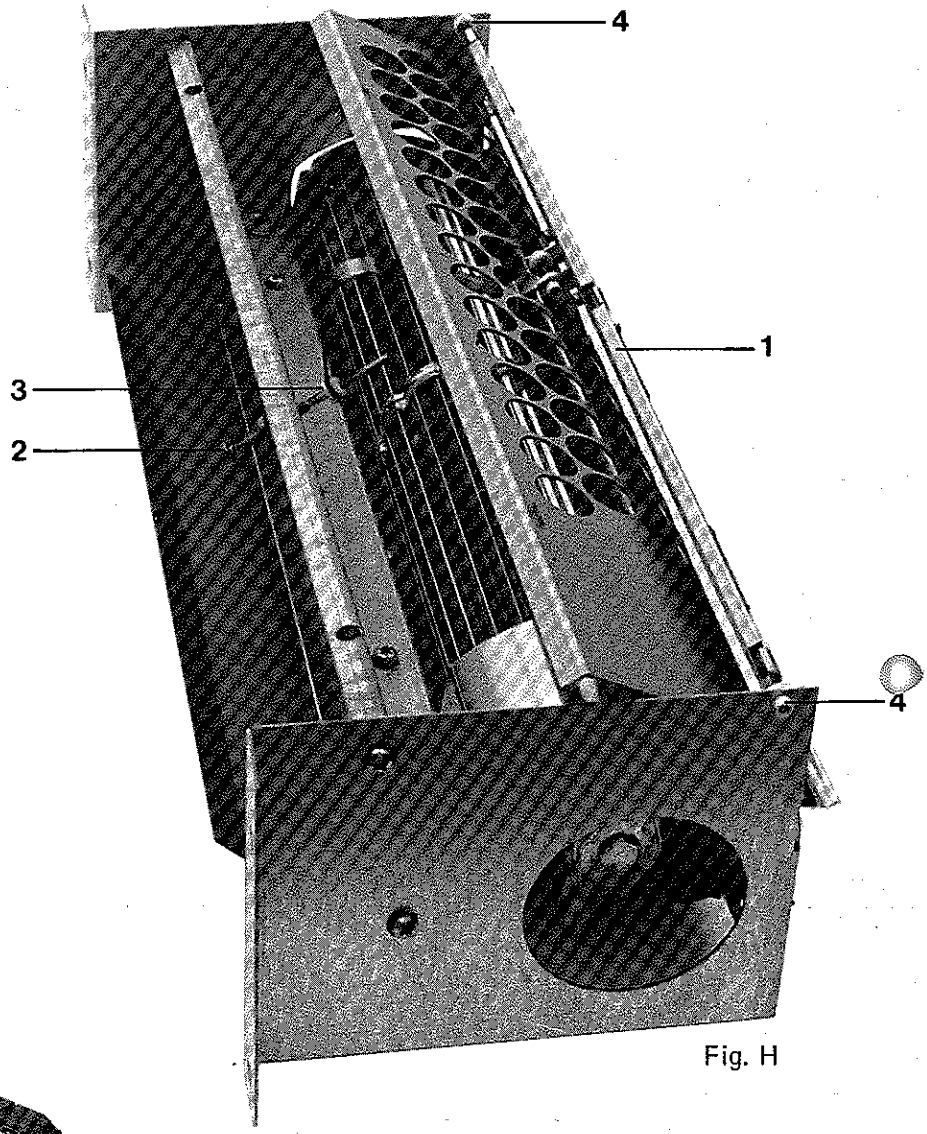

Fig. H



Fig. J



Fig. K

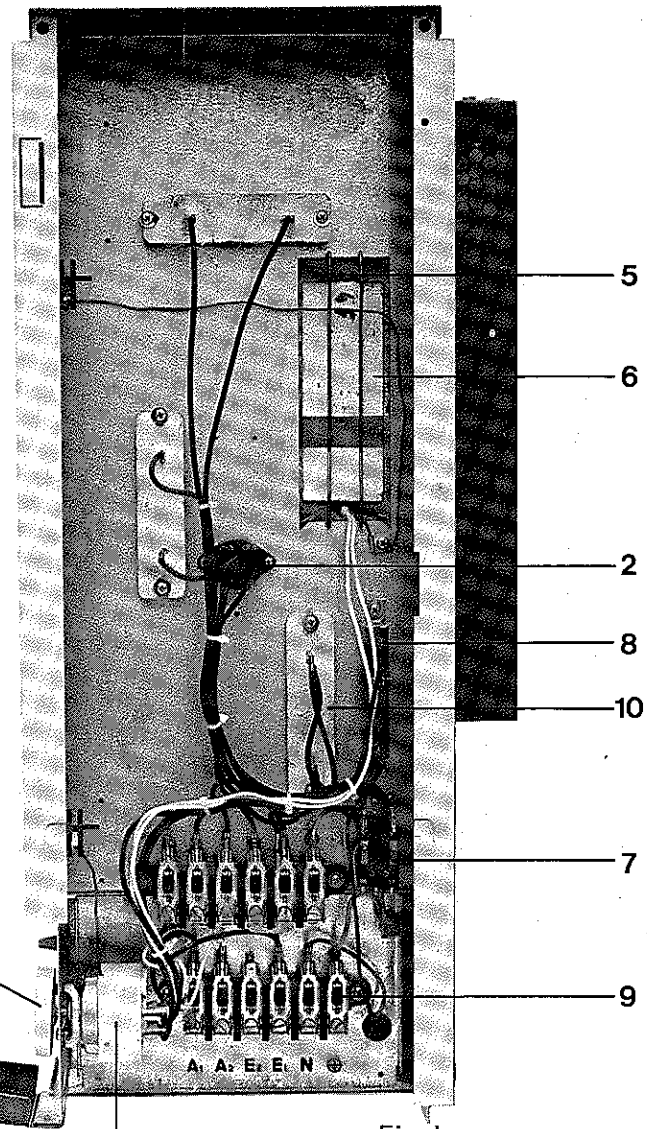

Fig. L

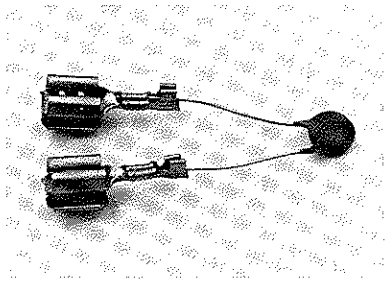

Fig. M



Fig. Q



Fig. P

Referentie		Benaming der stukken	AANTAL PER APPARAAT									Nr SAV/CH	Nr SAT
Fig.	Index		AD 20 G	AD 30 G	AD 40 G	AD 50 G	AD 60 G	AD 75 G	AD 20 Gf	AD 30 Gf	AD 40 Gf		
L	1	Ladingsthermostaat	1	1	1	1	1	1	1	1	1	73.030	0928/047/6
L	2	Veiligheidsthermostaat (met manuele wederschakeling)	1	1	1	1	1	2	1	1	1	71.017	0962/126/3
L	3	Thermostaatknop (m.veer)	1	1	1	1	1	1	1	1	1	55.004	0976/477/6
L	4	Bedieningsknopkap geh.	1	1	1	1	1	1	1	1	1	40.002	4704/045/4
L	5	Veer (cassette)	1	1	1	1	1	1	1	1	1	35.015	1114/261/8
L	6	Cassette	1	1	1	1	1	1	1	1	1	73.033 73.034	4714/048/9 4714/049/1
L	7	Relais	1	1	1	1	1	1	1	1	1	10.010 10.011	0962/125/0 0962/127/6
L	8	Weerstand	1	1	1	1	1	1	1	1	1	07017 07018	0426/959/9 0426/556/2
L	9	Aansluitingsbord	2	2	2	2	2	2	2	2	2	05027	0316/095/8
L	10	Verwarmingslichaam	3	3	3	3	6	6	3	3	3	63.119 63.120 63.121 63.122 63.123 63.124	3304/004/A 3324/004/2 3333/023/8 3345/009/4 3324/005/5 3333/024/0
M		Kondensator geheel	2	2	2	2	2	2	2	2	2	07016	0490/983/5
N		Stuurweerstand geheel	1	1	1	1	1	1	1	1	1	07015	0490/52[illegible]
P	1	Hulpverwarmingselement (600W-220V) Hulpverwarmingselement (750W-220V)	1	1	1	2	2	2	1	1	1	63.117 63.118	3303/02[illegible] 3309/018/1
P	2	Steun hulpelement	X	X	X	X	X	X	X	X	X	04006	4580/358/4
P	3	Spaarthermostaat van bijverwarming	X	X	X	X	X	X	X	X	X	73019	0928/016/2
P	4	Schakelaar	X	X	X	X	X	X	X	X	X	09017	0858/063/4
P	5	Controlelampje	X	X	X	X	X	X	X	X	X	06013	0778/141/1
P	6	Hulpveiligheidsthermostaat	1	1	1	2	2	2	1	1	1	71018	0962/128/9
Q	1	Omgevingsthermostaat	X	X	X	X	X	X	X	X	X	73028	0930/002/0
Q	2	Thermostaat knop (met veer)	X	X	X	X	X	X		X	X	55018	0976/584/1
		Rotswolpaneel 20 mm 30 mm 40 mm	 X X	 X X	 X X	 X X X	 X X	 X X X	 X X	 X X	 X X	 60.006 60.007 60.008	 9482/028/4 9482/029/7 0482/030/6
		Microporeus isolatie (microtherm)	2	2	2		1		2	2	2	60.000 60.001 60.002 60.005 60.003 60.004	9483/005/4 9483/006/7 9483/007/A 9483/00[illegible] 9483/011/7 9483/008/2
		Kabel van motoventilator en hulpverwarmingselement (1,5 mm²)	X	X	X	X	X	X	X	X	X	01003	0246/008/5



Fig. N