ACEC

CHAUFFAGE

Radiateur électrique à accumulation dynamique Série G



SERVICE APRES VENTE

ATELIERS DE CONSTRUCTIONS ELECTRIQUES DE CHARLEROI
SOCIETE ANONYME

7 CH 1863

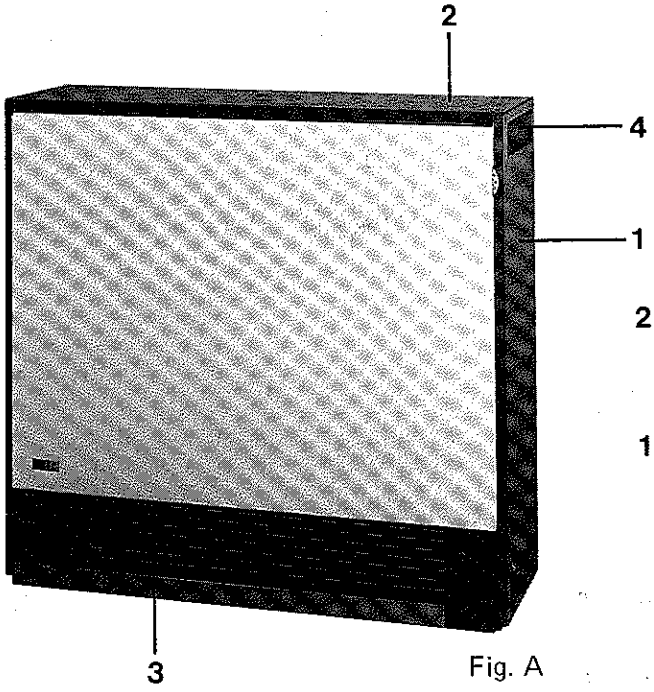

Fig. A



Fig. B

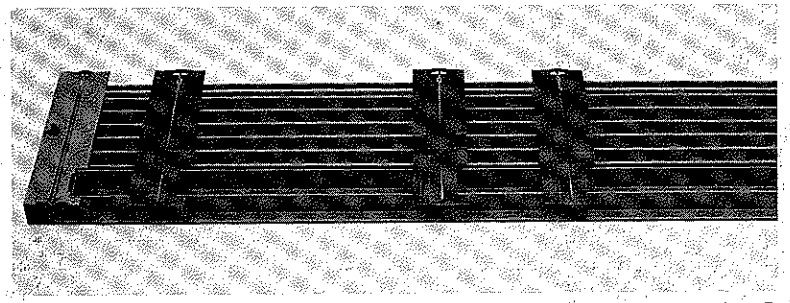

Fig. C



Fig. D



Fig. E



Fig. F

Repère		Désignation des pièces	QUANTITE PAR APPAREIL									N° SAV/CH	N° SAT
Figure	Indice		AD 20 G	AD 30 G	AD 40 G	AD 50 G	AD 60 G	AD 75 G	AD 20 Gf	AD 30 Gf	AD 40 Gf		
A	1	Panneau latéral (avec ouïes)	2	2	2	2	2	2	2	2	2	39.022 39.023 39.024 39.025	9274/272/5 9274/273/8 9274/274/0 9274/275/3
A	2	Tablette	1	1	1	1	1	1	1	1	1	43.000 43.001 43.002 43.003 43.004 43.005 43.007 43.009	9274/114/4 9274/124/8 9274/126/3 9274/084/5 9274/085/8 9274/086/0 9274/088/6 9274/089/9
A	3	Grille	1	1	1	1	1	1	1	1	1	42.032 42.033 42.034	4794/098/8 4794/099/0 4794/100/8
A	4	Bouche-trou	4	4	4	4	4	4	4	4	4	43.016	1246/057/9
B	1	Panneau arrière	1	1	1	1	1	1	1	1	1	39.026 39.027 39.028 39.029 39.030 39.031 39.032	9274/276/6 9274/277/9 9274/278/1 9274/279/4 9274/280/3 9274/281/6 9274/282/9
B	2	Espaceur mural	1	1	1	1	1	1	1	1	1	36.020 36.021 36.022 36.023	9274/283/1 9274/284/4 9274/285/7 9274/286/A
C		Cache-pied	2	4	6	4	4	4	2	4	6	43.017	4824/121/0
D		Panneau amovible	1	1	1	1	1	1	1	1	1	39.001 39.003 39.005 39.000 39.002 39.004 39.006	9274/287/2 9274/288/5 9274/289/8 9274/290/7 9274/291/A 9274/292/2 9274/293/5
E		Support de noyau					1	1				36.002	4580/260/1
F		Intercalaire (inox)	4	6	8	12	12	16	6	9	12	36.000	4580/227/6
G		Intercalaire (piquet)					5	5				36.003 36.004	4580/261/4 4580/262/7
H	1	Clapet équipé (avec bimétal)	1	1	1	2	2	2	1	1	1	61.001	4010/004/0
	2	Vis de réglage avec contre-écrou	1	1	1	2	2	2	1	1	1	35.014	1422/192/4
H	3	Guide (PTFE)	1	1	1	2	2	2	1	1	1	51.004	4504/066/A
H	4	Coussinet (PTFE)	2	2	2	4	4	4	2	2	2	51.005	4238/025/1
J		Moto-ventilateur (30 cm) Moto-ventilateur 24 cm	1	1	1	2	2	2	1	1	1	83.021 83.022	4038/040/0 4038/041/3
K	1	Turbine (30 cm) Turbine (24 cm)	1	1	1	2	2	2	1	1	1	83.017 83.020	4034/037/4 4034/038/7
K	2	Accouplement Accouplement (rond)	1	1	1	2	2	2	1	1	1	50.001 50.004	4222/019/A 4222/029/3
K	3	Palier de ventilateur	1	1	1	2	2	2	1	1	1	51.001	4242/005/8



Fig. G

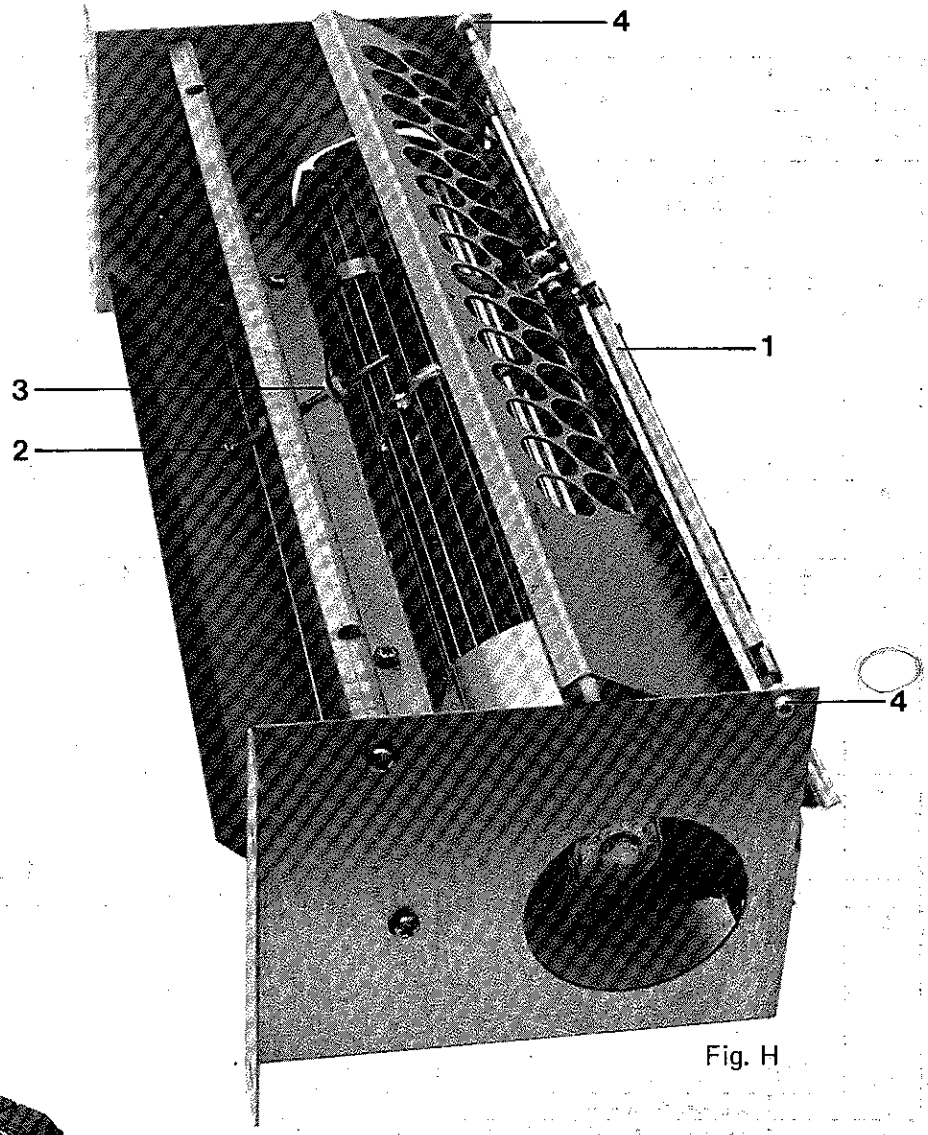

Fig. H



Fig. J



Fig. K

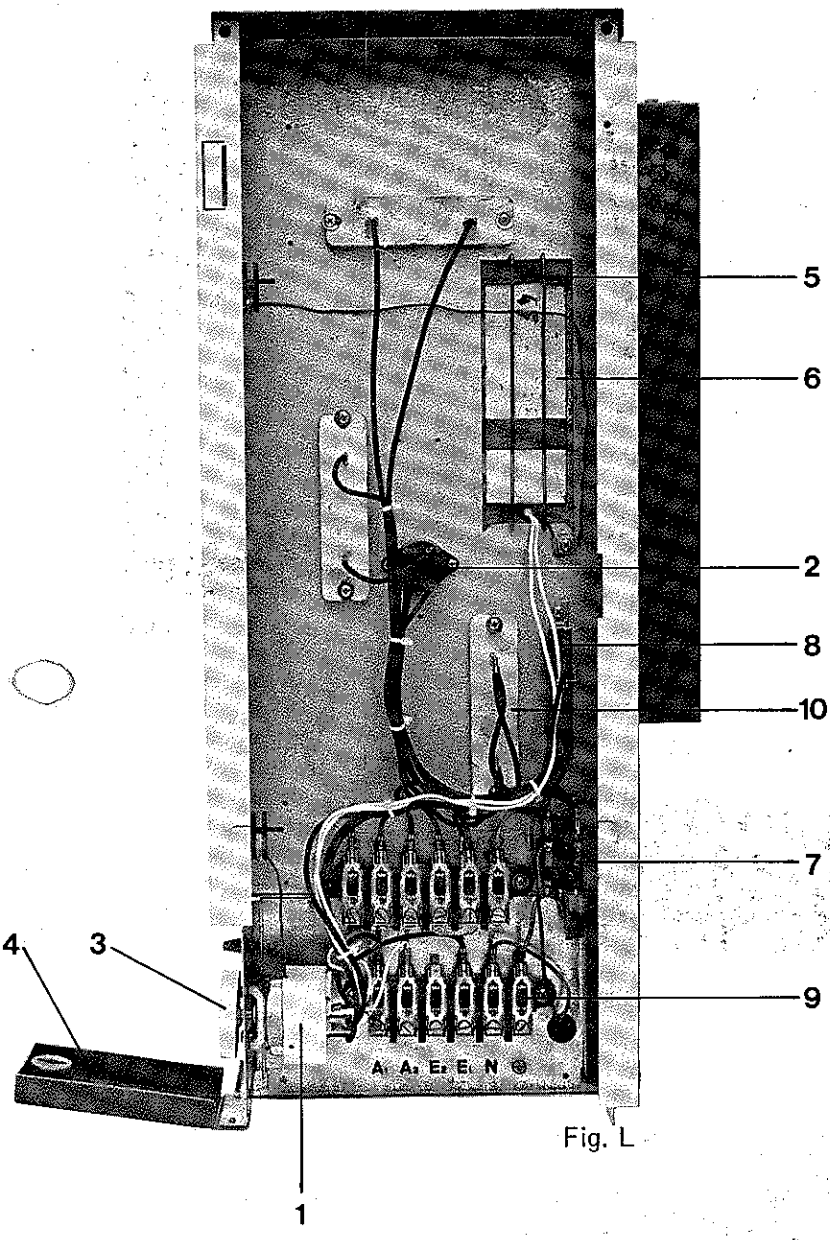

Fig. L



Fig. M



Fig. Q



Fig. P

Repère		Désignation des pièces	QUANTITE PAR APPAREIL									N° SAV/CH	N° SAT
Figure	Indice		AD 20 G	AD 30 G	AD 40 G	AD 50 G	AD 60 G	AD 75 G	AD 20Gf	AD 30Gf	AD 40Gf		
L	1	Thermostat de charge	1	1	1	1	1	1	1	1	1	73.030	0928/047/6
L	2	Thermostat de sécurité (à réarmement manuel)	1	1	1	1	1	2	1	1	1	71.017	0962/126/3
L	3	Manette (avec ressort)	1	1	1	1	1	1	1	1	1	55.004	0976/477/6
L	4	Portillon complet	1	1	1	1	1	1	1	1	1	40.002	4704/045/4
L	5	Ressort (cassette)	1	1	1	1	1	1	1	1	1	35.015	1114/261/8
L	6	Cassette	1	1	1	1	1	1	1	1	1	73.033 73.034	4714/048/9 4714/049/1
L	7	Relais	1	1	1	1	1	1	1	1	1	10.010 10.011	0962/125/0 0962/127/6
L	8	Résistance	1	1	1	1	1	1	1	1	1	07017 07018	0426/959/9 0426/556/2
L	9	Bornier de raccordement	2	2	2	2	2	2	2	2	2	05027	0316/095/8
L	10	Corps de chauffe	3	3	3	3	6	6	3	3	3	63.119 63.120 63.121 63.122 63.123 63.124	3304/004/A 3324/004/2 3333/023/8 3345/009/4 3324/005/5 3333/024/0
M		Condensateur équipé	2	2	2	2	2	2	2	2	2	07016	0490/983/5
N		Résistance pilote	1	1	1	1	1	1	1	1	1	07015	0490/5
P	1	Elément d'appoint (600W-220V) Elément d'appoint (750W-220V)	1	1	1	2	2	2	1	1	1	63.117 63.118	3303/0 3309/018/1
P	2	Support de l'élément	X	X	X	X	X	X	X	X	X	04006	4580/358/4
P	3	Thermostat économiseur d'appoint	X	X	X	X	X	X	X	X	X	73019	0928/016/2
P	4	Interrupteur	X	X	X	X	X	X	X	X	X	09017	0858/063/4
P	5	Témoin lumineux	X	X	X	X	X	X	X	X	X	06013	0778/141/1
P	6	Thermostat de sécurité d'appoint	1	1	1	2	2	2	1	1	1	71018	0962/128/9
Q	1	Thermostat d'ambiance TIAD 10	X	X	X	X	X	X	X	X	X	73028	0930/002/0
Q	2	Manette (avec ressort)	X	X	X	X	X	X	X	X	X	55018	0976/584/1
		Panneau laine de roche 20mm 30mm 40mm	 X X	 X X	 X X	 X X X	 X X	 X X X	 X X	 X X	 X X	 60.006 60.007 60.008	 9482/028/4 9482/029/7 0482/030/6
		Isolant micro-poreux (microtherm)	2	2	2	1			2	2	2	60.000 60.001 60.002 60.005 60.003 60.004	9483/005/4 9483/006/7 9483/ 9483/ 9483/011/7 9483/008/2
		Câble pour moto-ventilateur et élément d'appoint (1,5 mm²)	X	X	X	X	X	X	X	X	X	01003	0246/008/5



Fig. N