ACEC

VERWARMING

Statische en dynamische nachtstroomconvectoren serie AS..D en AD..D/10





SERVICE AFDELING

ATELIERS DE CONSTRUCTIONS ELECTRIQUES DE CHARLEROI
SOCIETE ANONYME

7 CH 1725



Fig. A

POST Fig.	Indic.	OMSCHRIJVING ONDERDELEN	AANTAL PER APPARAAT												CODEN' BCD/CH	CODE SER DIENST
			AD 20 D/10	AD 30 D/10	AD 40 D/10	AD 50 D/10	AD 60 D/10	AD 80 D/10	AD 20 Df/10	AD 30 Df/10	AD 40 Df/10	AS 12 D	AS 19 D	AS 30 D		
A	1	Bovenblad							1				1		3 CH 3208	9274/114
										1				1	3 CH 3209	9274/124
											1				3 CH 3210	9274/126
			1												3 CH 3211	9274/084
				1											3 CH 3212	9274/085
					1										3 CH 3213	9274/086
						1									3 CH 3215	9274/087
							1								3 CH 3216	9274/088
												1			3 CH 3217	9274/147
								1							3 CH 3219	9274/089
A	2	Paneel voorzijde	1												3 CH 3963	9274/162
									1						3 CH 3967	9274/163
				1											3 CH 3978	9274/164
						1				1					3 CH 3982	9274/165
					1										3 CH 3993	9274/166
							1				1				3 CH 3997	9274/167
								1							3 CH 4006	9274/168
A	3	Zijpaneel - links of rechts	2	2	2				2	2	2				5 CH 1179	9274/118
						2	2								5 CH 1184	9274/096
								2							5 CH 1189	9274/097
												2			5 CH 1194	927
													2	2	5 CH 1413	927
															5 CH 1418	9274/154
A	4	Rooster voorzijde							1						2 CH 3269 (B)	4794/036
															5 CH 1199	
										1					2 CH 3236 (B)	4794/051
															5 CH 1204	
											1				2 CH 3275 (B)	4794/040
															5 CH 1209	
			1												2 CH 3297 (B)	4794/019
															5 CH 1214	
				1											2 CH 3306 (B)	4794/020
															5 CH 1219	
					1		1								2 CH 3209 (B)	4794/021
															5 CH 1224	
								1							2 CH 3318 (B)	4794/022
															5 CH 1234	
						1									2 CH 3312 (B)	4794/052
															5 CH 1447	
A	5	Plug	4	4	4	4	4	4	4	4	4	4	4	4	5 CH 1306	1246/057
B	1	Rooster achterzijde							1						2 CH 3280	4794/037
										1					2 CH 3281	4794/032
											1				2 CH 3282	4794/041
			1												2 CH 3283	4794/023
				1		1									2 CH 3284	4794/024
					1		1								2 CH 3285	4794/025
								1							2 CH 3287	4794/026
B	2	Afstandsstuk										1			3 CH 3733 (B)	9274/151
															3 CH 4851	
			1						1				1		5 CH 1813	9274/099
				1		1				1				1	5 CH 1818	9274/100
					1		1	1			1				5 CH 1823	9274/101

POST Fig.	Indic.	OMSCHRIJVING ONDERDELEN	AANTAL PER APPARAAT												CODEN BCD/CH	CODEN SERVICE-DIENST
			AD 20 D/10	AD 30 D/10	AD 40 D/10	AD 50 D/10	AD 60 D/10	AD 80 D/10	AD 20 Df/10	AD 30 Df/10	AD 40 Df/10	AS 12 D	AS 19 D	AS 30 D		
C	1	Weerstand 400/200 Ω - 23 W						1							6 CH 302.0080	0426/259
		Weerstand 750 Ω - 23 W					1								6 CH 302.0112	0426/958
		Weerstand 840 Ω - 23 W	1	1	1	1			1	1	1				6 CH 302.0115	0426/058
C	2	Klemmenstrook voor aansluiting 's nachts	1	1	1	1	1	1	1	1	1			1	4 CH 4353	0316/054
C	3	Klemmenstrook voor aansluiting 's nachts										1	1		2 CH 202.0141	0316/003
C	4	Klemmenstrook voor aansluiting overdag	1	1	1	1	1	1	1	1	1				4 CH 4354	0316/055
C	5	Caltub verwarmingselement	3						3				3		3 CH 3229	3303/010
				3						3				3	3 CH 3230	3324/002
					3			6			3				3 CH 3231	3333/014
						6									3 CH 3232	3315/005
							6								3 CH 3233	3327/025
												2			3 CH 3624	3300/003
C	6	Komplete stuurweerstand	1	1	1	1	1	1	1	1	1				4 CH 4539	0428/253
C	7	Clips voor stuurweerstand	1	1	1	1	1	1	1	1	1				5 CH 627	1214/106
C	8	Oplaadthermostaat	1	1	1	1	1	1	1	1	1				3 CH 1794	0928/011
C	9	Oplaadthermostaat												1	3 CH 3758	0928/021
												1	1		4 CH 3213	0928/014
C	10	Veiligheidsthermostaat	1	1	1	1	1	1	1	1	1				3 CH 4106	0928/024
C	11	Veiligheidsthermostaat											1	3	5 CH 1412	0928/020
C	12	Thermostaat dagstroomelement	1	1	1	1	1	1	1	1	1				5 CH 684	0928/016
C	13	Deurtje	1	1	1	1	1	1	1	1	1				3 CH 3240	4704/021
C	14	Thermostaatknop + clips	1	1	1	1	1	1	1	1	1				5 CH 1891	0946/477
C	15	Thermostaatknop + clips										1	1	1	5 CH 1585	0946/479
C	16	Paneel achterzijde A.S.										1			5 CH 1391	9274/149
													1		5 CH 1396	9274/153
														1	5 CH 1401	9274/156
C	17	Paneel voorzijde A.S.										1			5 CH 1376	9274/148
													1		5 CH 1381	9274/152
														1	5 CH 1386	9274/155
D		Ventilatie eenheid (zonder bimetaal)					1								3 CH 3956	4038/021
			1	1	1	1		2	1	1	1				3 CH 3958	4038/020
D	1	Bimetaal				1	1	2							4 CH 5098	0934/012
			1	1	1				1	1	1				4 CH 5099	0934/008
D	2	Klep	1	1	1	1	1	2	1	1	1				4 CH 4426	4010/003
E		Motor-ventilatorgroep					1								9 CH 1886	4038/019
			1	1	1	1		2	1	1	1				9 CH 1888	4038/017
E	1	Lager	1	1	1	1	1	2	1	1	1				4 CH 5796	4242/005
F	1	Koppeling	1	1	1	1	1	2	1	1	1					4222/019
		Steun voor de kern				1									4 CH 50 76	4580/259
							1	2							4 CH 50 77	4580/260
G	2	« Inox » tussenschot	4	6	8	9	12	16	6	9	12				5 CH 1138	4580/227
G	3	« Piquet » tussenschot				4	5								4 CH 5091	4580/261
								10							4 CH 5092	4580/262
		Micro-poreuse isolatie (microtherm)	2												6 CH 101.0176	9483/005
				2											6 CH 101.0177	9483/006
					2										6 CH 101.0178	9483/007
									2						6 CH 101.0179	9483/011
						1				2					6 CH 101.0180	9483/008
							2				2				6 CH 101.0181	9483/009
		Glaswolplaat 20 mm	x	x	x	x	x	x	x	x	x	x	x	x	6 CH 101.0035	9482/009
		25 mm	x	x	x				x	x	x				6 CH 101.0036	9482/010
		30 mm				x	x	x				x	x	x	6 CH 101.0037	9482/026
		Siliconkabel 1,5 of 0,75 (voor de ventilator)	x	x	x	x	x	x	x	x	x				6 CH 105.3304	0246/008
															6 CH 105.5011	
		Komplete bedrading AD../10	x	x	x	x	x	x	x	x	x				3 CH 3364	0246/059



Fig. C

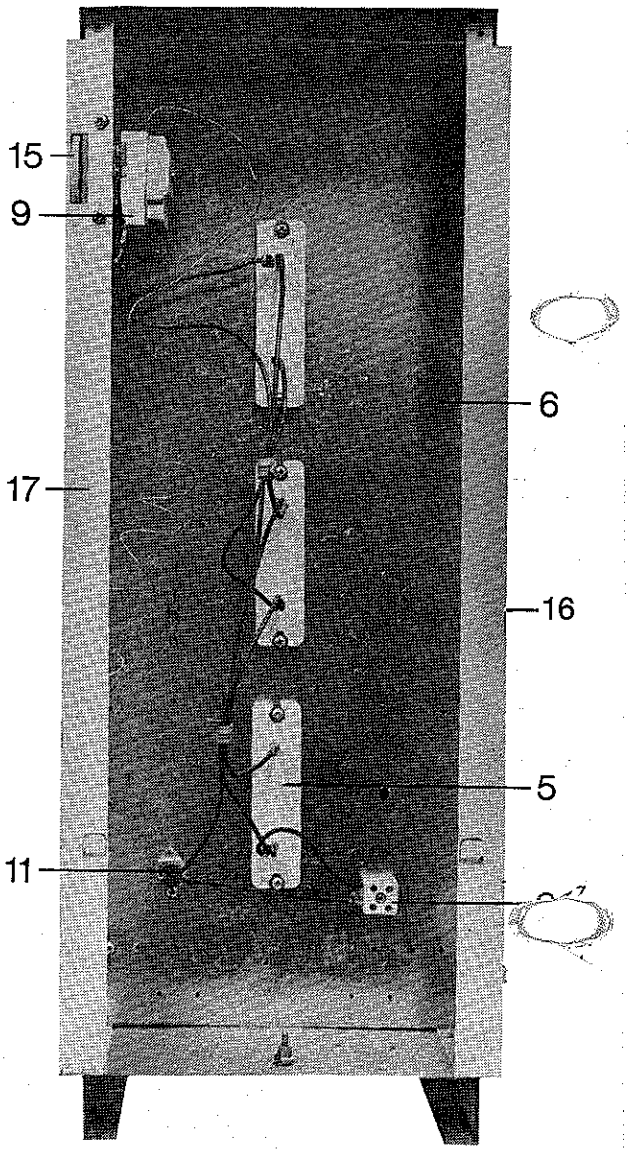



Fig. B



Fig. D



Fig. E



Fig. F



Fig. G